



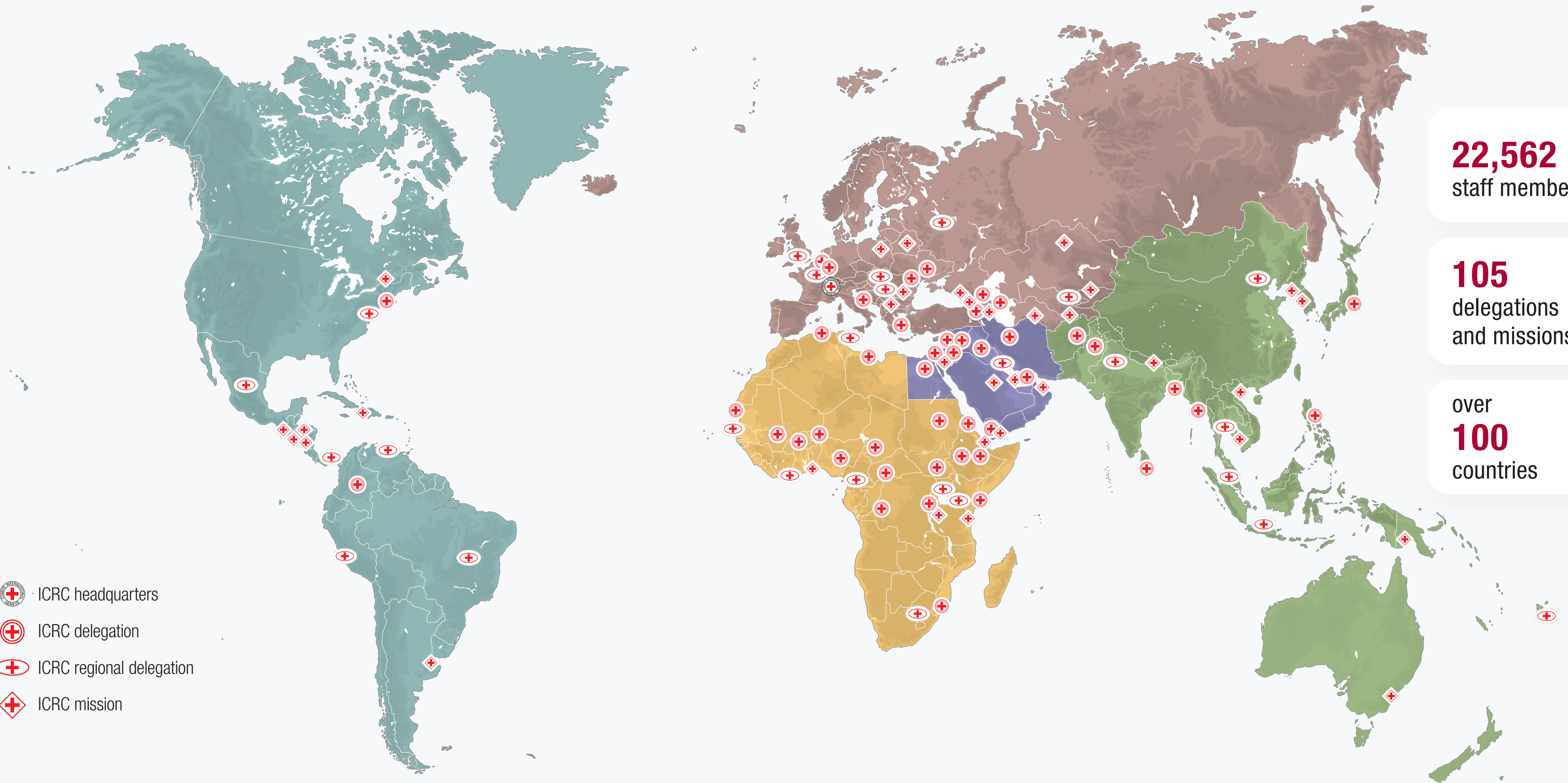
ICRC ANNUAL REPORT 2022

FACTS AND FIGURES



ICRC

THE ICRC AROUND THE WORLD IN 2022



22,562
staff members

105
delegations
and missions

over
100
countries

-  ICRC headquarters
-  ICRC delegation
-  ICRC regional delegation
-  ICRC mission

The boundaries, names and designations used in this document do not imply official endorsement or express a political opinion on the part of the ICRC, and are without prejudice to claims of sovereignty over the territories mentioned.

Protection

PROTECTING FAMILY LINKS



159,265

Red Cross messages collected

▶ of which **15,300** from people deprived of their freedom



124,550

Red Cross messages distributed

▶ of which **8,831** to people deprived of their freedom




2,044,749

phone and video calls facilitated between family members separated as a result of armed conflict or other situations of violence, migration, detention/internment or other circumstances



9,410

phone calls made by the ICRC to inform families of the whereabouts of a detained/interned relative



6,095

people deprived of their freedom were visited by their families with support from the ICRC/National Societies

Protection

PROTECTING FAMILY LINKS



29,174

people for whom a tracing request was newly registered



1,730

people whose names were listed on the Movement's [family-links website](#)



10,332

people whose fates or whereabouts were established



957

people, including children, reunited with their families



190,927

people still being sought at the end of the year,
41,285 of whom were minors at the time of disappearance

Protection

PROTECTING FAMILY LINKS



2,955

unaccompanied or separated children newly registered by the ICRC and/or National Societies

OF WHOM

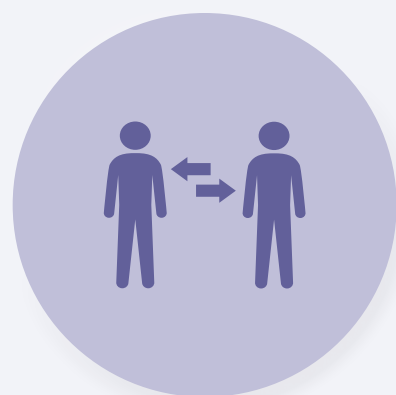
- ▶ **1,126** girls
- ▶ **131** demobilized children

866

children reunited with their families

6,005

children whose cases were still being handled at the end of the year



as a neutral intermediary, the ICRC facilitated the transfer or repatriation of:



1,125
people



and the remains of
641
people

across front lines, borders or boundary lines

Protection

VISITS TO PEOPLE DEPRIVED OF THEIR FREEDOM



The ICRC visited
916
places of
detention/internment

holding
815,117
people deprived of
their freedom

in **77** contexts



28,672
people visited and monitored individually

INCLUDING

- ▶ **14,995** people visited and registered for the first time in 2022
- ▶ **2,414** women; **1,418** minors
- ▶ **62** prisoners of war;
1,602 civilian internees and others¹

1. Other categories under the Fourth Geneva Convention.

Assistance

ECONOMIC SECURITY



6,012,472

people received **food assistance**, whether through food distributions, cash transfers, vouchers or other support

▶ of whom IDPs²: **2,715,021**



8,093,176

people received support for **food production**, primarily through material, financial or technical assistance for crop cultivation, fishing or livestock breeding

▶ of whom IDPs: **1,692,841**



5,358,531

people were given basic household items, such as blankets, mats, cooking sets and hygiene kits, to help improve their **living conditions**

▶ of whom IDPs: **3,191,013**

2. Internally displaced people

Assistance

ECONOMIC SECURITY



1,778,584

people benefited from **income support**, such as multipurpose cash assistance, cash-for-work projects, business grants, equipment or raw materials for microeconomic initiatives, and other assistance aimed at protecting, restoring or augmenting their household income

▶ of whom IDPs: **979,942**



71,023

people benefited from **capacity-building** initiatives – such as skills training or support for community-based cooperatives – that enhanced their livelihoods, helped them make the most out of their trade or boosted their employment prospects

▶ of whom IDPs: **9,641**

Assistance

HEALTH

PRIMARY HEALTH CARE



786

primary-health-care centres received supplies, equipment, training assistance or other forms of ICRC support



31,308,523

average catchment population



856,609

antenatal consultations



9,575,835

curative consultations

▶ for children: **30%**; for women: **23%**



3,084,591

vaccine doses provided, including polio vaccines for children under 5 years old

Assistance

HEALTH

HEALTH CARE FOR PEOPLE DEPRIVED OF THEIR FREEDOM



Complementing its visits to places of detention/internment, the ICRC checked on the health situation of people held in



335

places of detention/internment

and provided various forms of support – medical donations and technical assistance – to



174

health facilities at these places

with the aim of ensuring timely medical treatment for detainees/internees, including those with chronic conditions and those requiring referrals for specialist care

Assistance
HEALTH

HOSPITAL SERVICES AND FIRST AID



706

hospitals received regular or ad hoc support

ICRC personnel provided on-site support or directly monitored activities at **114** of these hospitals, which registered:



4,750,616
consultations



202,699
operations for weapon
wounds and other cases



12,072
surgical admissions for
weapon wounds



76,303
admissions for
gynaecological/obstetric care



2,556

first-aid training sessions were held for **58,853** people³, including National Society volunteers

3. Aggregated monthly data

Assistance

HEALTH

PHYSICAL REHABILITATION



The ICRC supported
322
physical rehabilitation projects⁴, including
142 physical rehabilitation centres



9,762
wheelchairs or postural support
devices distributed, most of them
locally manufactured



815,634
physiotherapy sessions conducted



24,542
protheses and
124,072
orthoses produced and delivered

334,808 people⁵ benefited; more specifically:



324,262 people received services, including
support to facilitate their social inclusion, at physical
rehabilitation centres run or supported by the ICRC, or
through outreach missions carried out by these centres




10,546 people participated in ICRC-backed
social-inclusion projects other than those
organized by ICRC-run/supported centres

of whom:

- ▶ **3,987** joined sports or other leisure activities
- ▶ **751** received vocational training
- ▶ **2,021** had better access to education
through ICRC initiatives



27,754 victims of mines and explosive
remnants of war



38,976 weapon-wounded people

4. Projects include physical rehabilitation centres, component factories and training institutes.

5. Based on aggregated monthly data, which include repeat users of physical rehabilitation services.

Assistance

HEALTH

MENTAL-HEALTH AND PSYCHOSOCIAL SUPPORT




Directly or through its support to service providers, the ICRC provided **mental-health and psychosocial support** to help people process their experiences and alleviate the psychological, psychosocial and emotional consequences of conflict and other situations of violence on their well-being; among them were:



41,180

civilians, including families of missing persons, victims/survivors of sexual violence, and unaccompanied children



4,473

people receiving treatment at ICRC-supported hospitals and physical rehabilitation centres, including those who had sustained debilitating or life-changing injuries



2,392

people deprived of their freedom



4,931

people, including health-care workers and first responders, underwent **training** to better equip them to provide psychosocial support or other mental-health services

Assistance

WATER AND HABITAT



53,352,238

people gained access to clean water for drinking, irrigation or household use, reduced their exposure to environmental health risks or saw improvements to their general living conditions



52,986,519

civilians (residents, IDPs, returnees, refugees)



365,719

people deprived of their freedom



ICRC construction and repair projects contributed to improving services at hospitals and physical rehabilitation facilities with a total capacity of

55,327

beds

Assistance

WEAPON CONTAMINATION



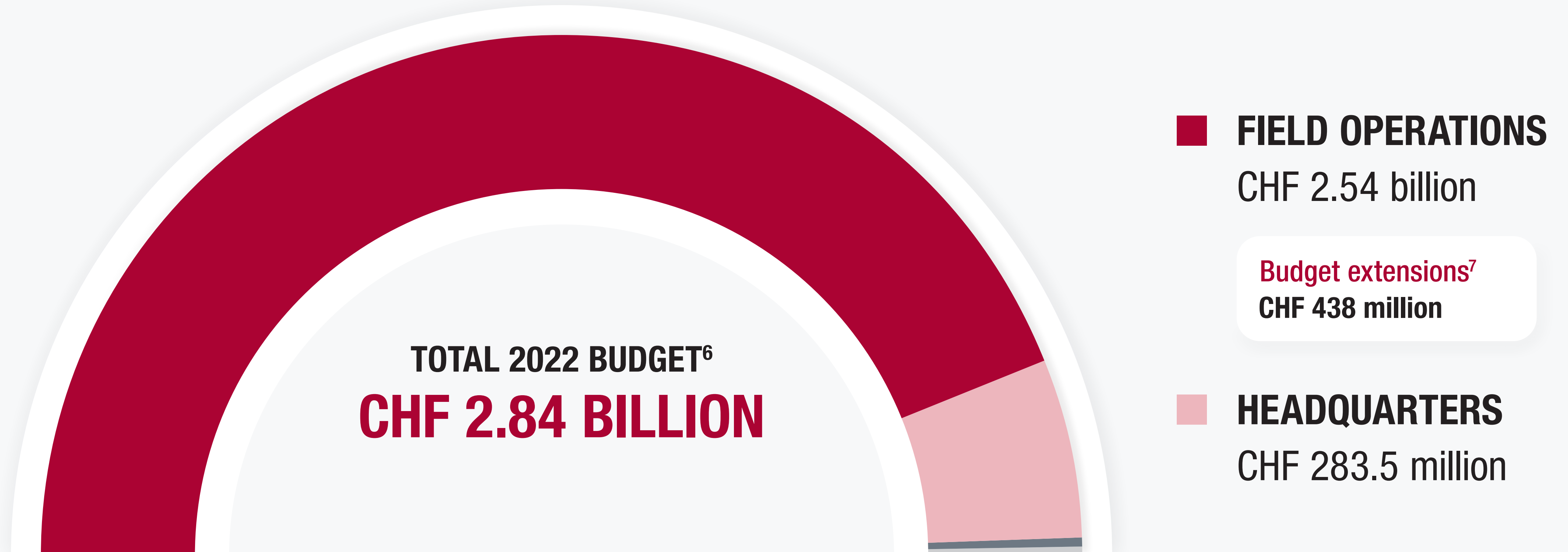
The ICRC carried out activities for people living in areas contaminated by mines and explosive remnants of war in **52** countries and territories.

These included mine-risk education sessions, collecting and analysing data on mine-related incidents and contaminated areas, clearance activities and training for local actors.

The ICRC also worked with the United Nations and non-governmental organizations to further develop and strengthen international mine-action standards and coordination.

Finance

BUDGET



6. Final budget, including budget extensions. Aside from the field operations and headquarters budgets, the total budget includes CHF 5.5 million for initiatives to foster innovation at the ICRC, and CHF 11 million for the Resources Management Investment Fund at the ICRC.

7. In response to the international armed conflict between the Russian Federation and Ukraine, food insecurity in parts of Africa, and the humanitarian needs in Afghanistan.

Finance

EXPENDITURE



FIELD OPERATIONS
CHF 2.5 billion

HEADQUARTERS
CHF 278 million

TOTAL IMPLEMENTATION RATE⁹
98%
Field implementation rate: 98.4%

8. The total expenditure includes CHF 2.4 million for innovation-related activities, and CHF 7 million for the Resources Management Investment Fund.
9. Implementation rate = final expenditure/final budget x 100

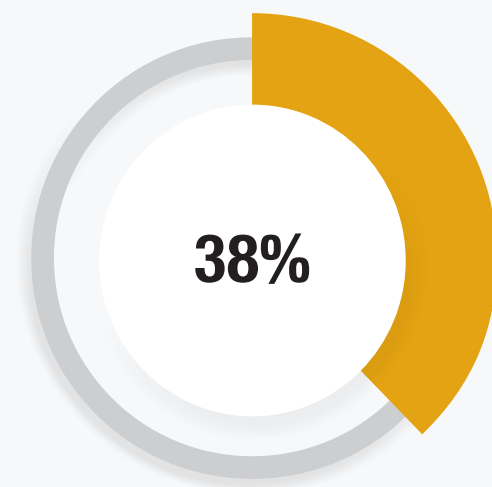
Finance

FIELD EXPENDITURE BREAKDOWN

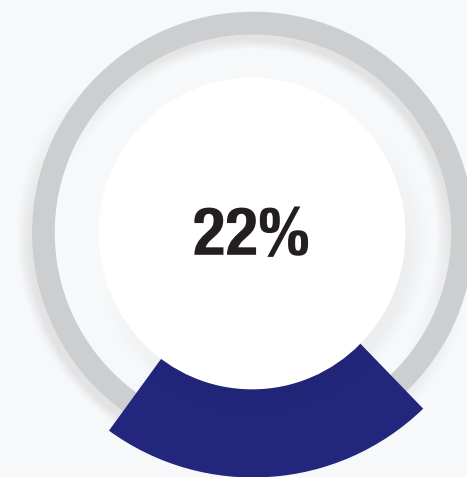
In CHF millions

TOTAL FIELD EXPENDITURE
CHF 2.5 BILLION

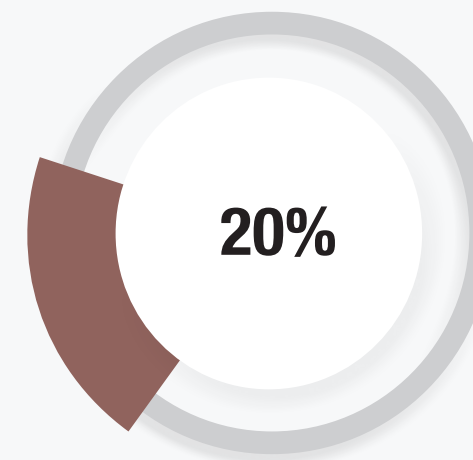
BY GEOGRAPHICAL REGION



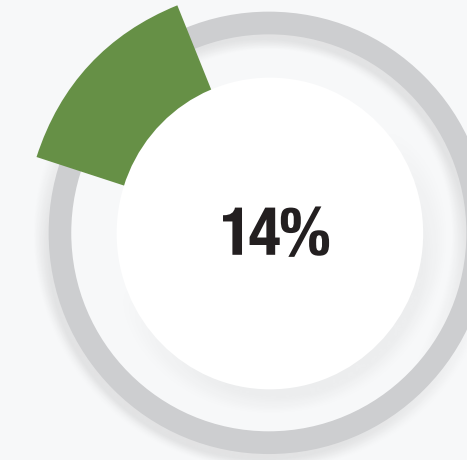
Africa
944.3



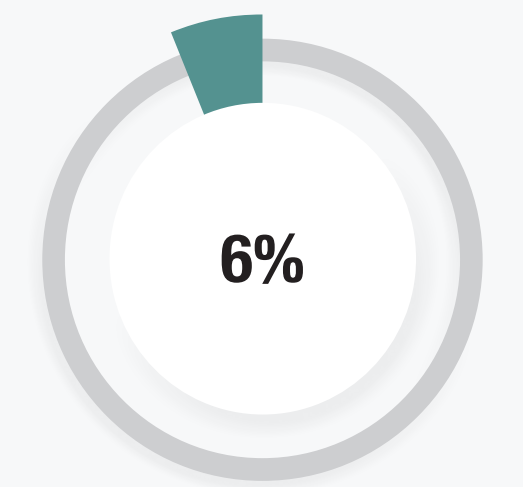
Near and Middle East
549.7



Europe and Central Asia
504.0

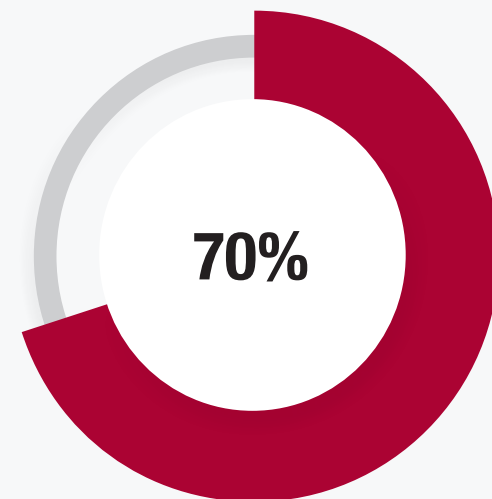


Asia and the Pacific
359.6

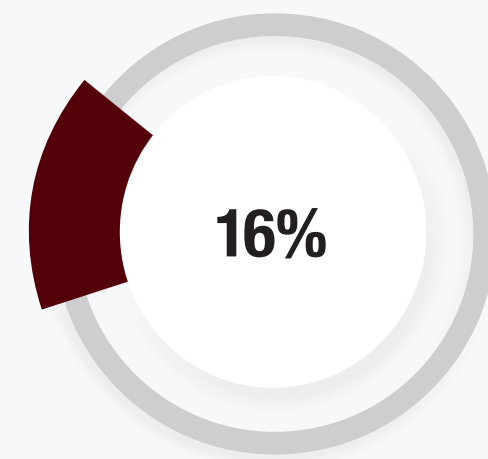


Americas
139.0

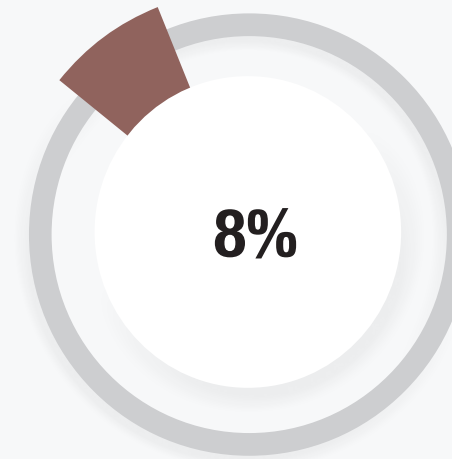
BY PROGRAMME



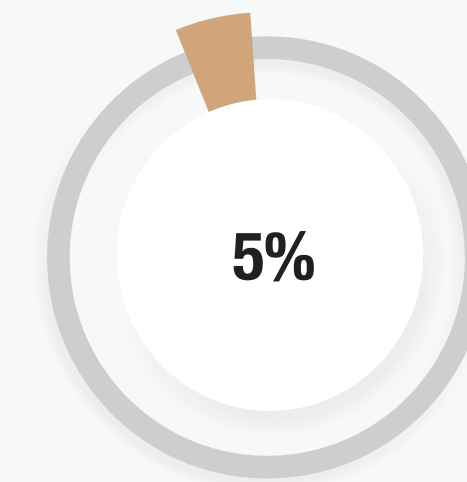
Assistance
1,754.2



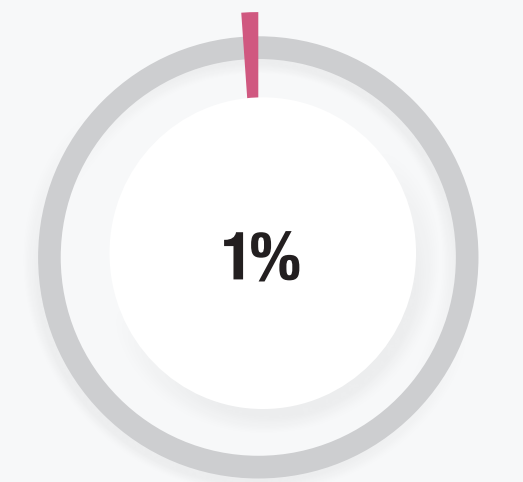
Protection
391.8



Prevention
199.2



Cooperation with National Societies
131.8

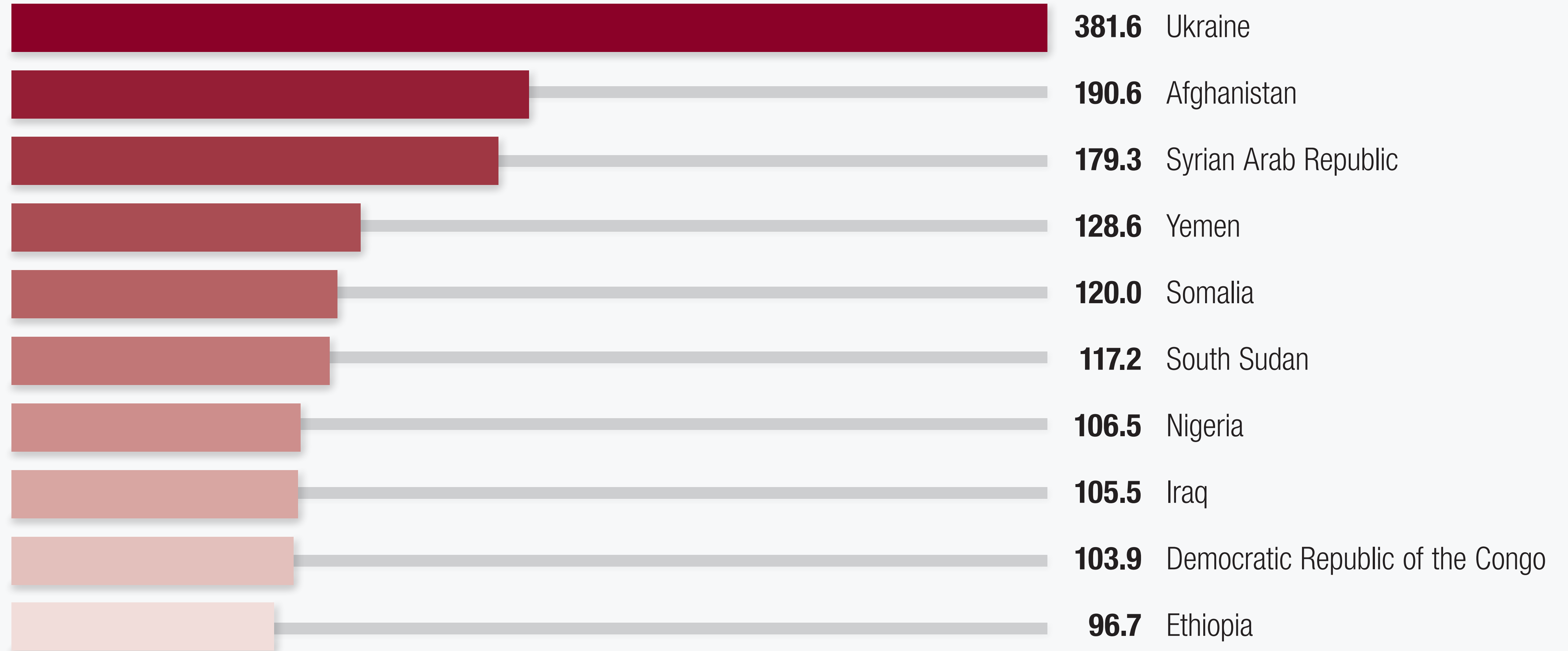


General
19.4

Finance

TEN LARGEST OPERATIONS

In terms of expenditure, in CHF millions

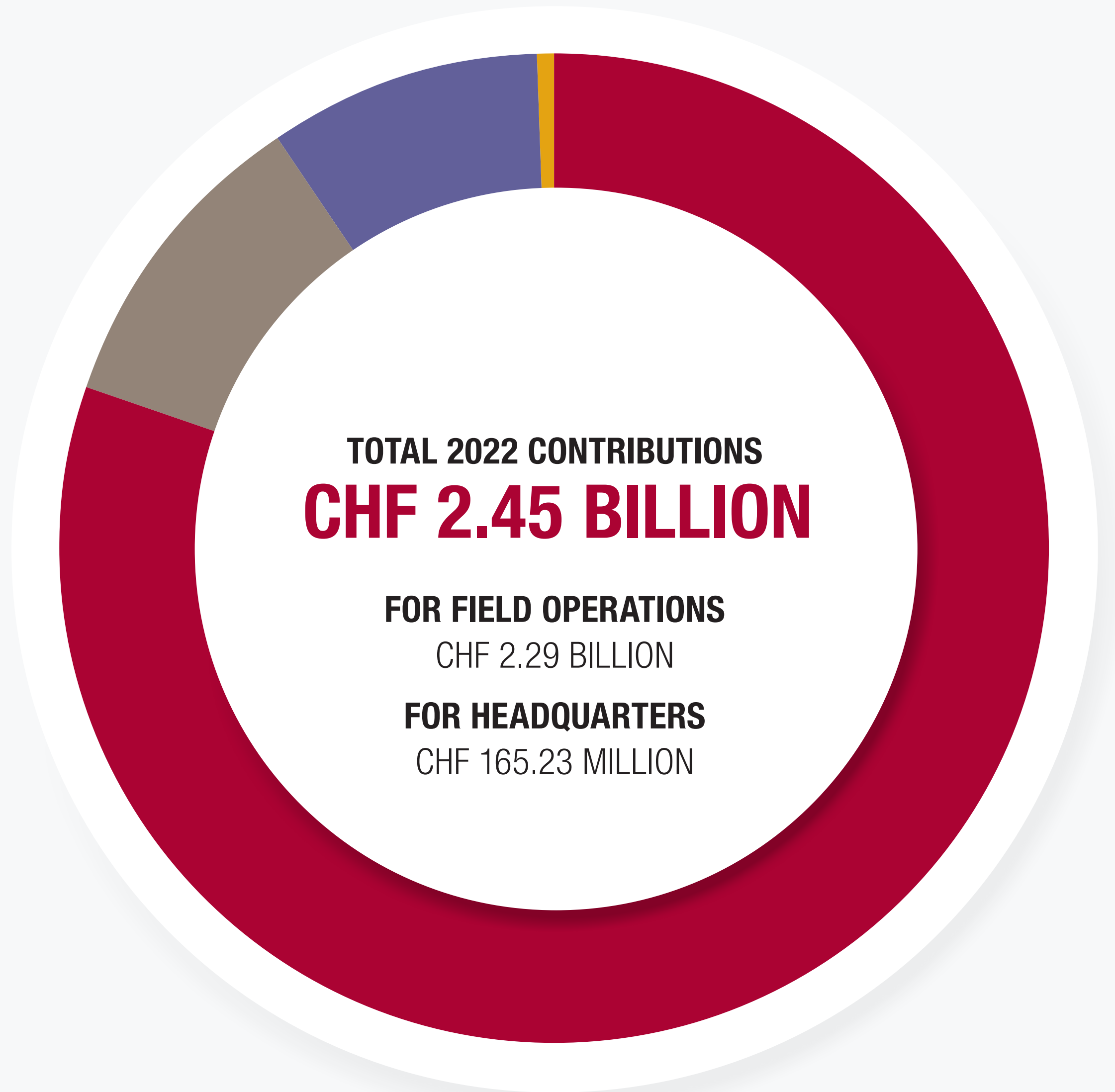


Finance

CONTRIBUTIONS

Total contributions¹⁰ received from all donors/partners

- Governments and the European Commission**
80.4%
Including 80 governments
- Private and public sources**
10.3%
- International Red Cross and Red Crescent Movement**
9.0%
Including 46 National Societies
- Supranational organizations and international institutions**
0.3%

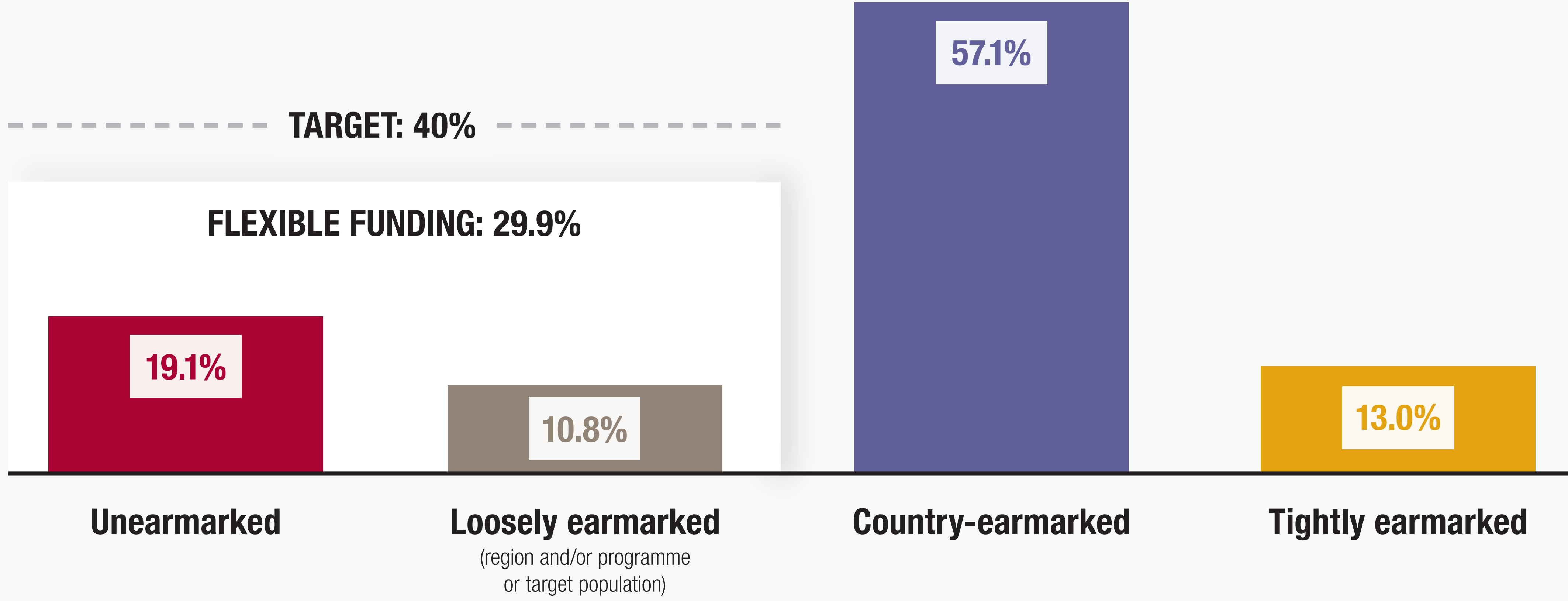


10. In cash, kind and services

Finance

EARMARKING

TOTAL CASH CONTRIBUTIONS
CHF 2.43 BILLION



For more information, see the
ICRC Annual Report 2022
on the [Extranet for Donors](#)
and on [ICRC.org](#).



ICRC

International Committee of the Red Cross
Resource Mobilization Division
19 avenue de la Paix
1202 Geneva, Switzerland
© ICRC, REMREP 06.2023/334